

Covid-19 Daily Health Screener App - Students

Smart Button App for the Daily Health Screener

The app is an **alternative option** to use instead of the Daily Health Screener web form every morning:
<https://covid19screening.k12alerts.com/whiteplains/> (you can use either option)

App is also available in Self Service for district ipads.

Apple: <https://apps.apple.com/us/app/smart-button-panic-button/id1079988383>

Google: <https://play.google.com/store/apps/details?id=messageglogix.com.smartbuttoncommunications&hl=en&gl=US>



Username: full student email account, include the **@live.wpcsd.k12.ny.us**

Student email accounts are computer login username followed by @live.wpcsd.k12.ny.us

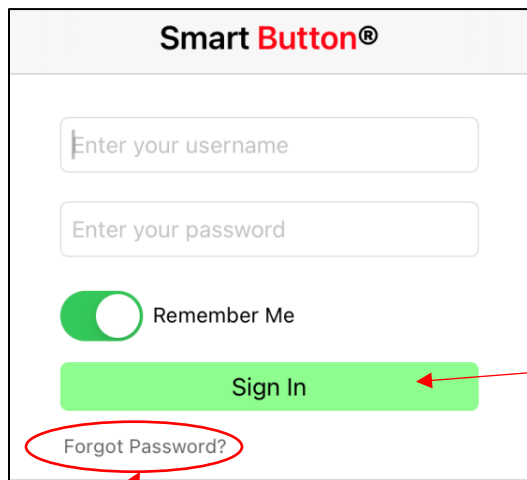
example- student username: rv501201 would have email of: rv501201@live.wpcsd.k12.ny.us

Default password: changeme (you will be prompted to change it, please write it down)

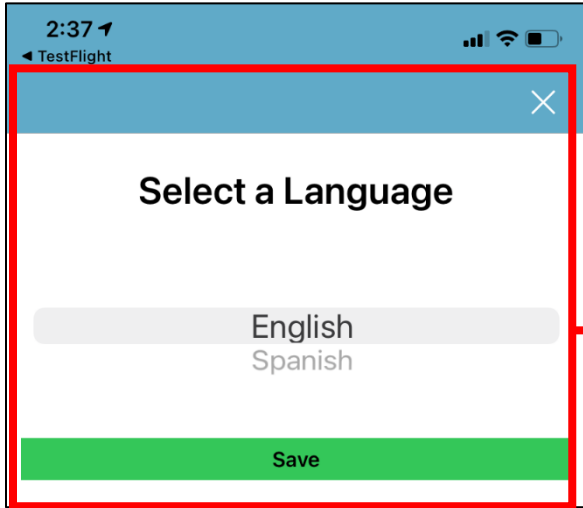
If you have more than one child, please repeat the process for the next child.

Recommended to use the same password for each child's account.

Tap **Sign In**



If you forget your password, tap "Forgot Password?" and follow the instructions and the password will automatically be reset to: changeme

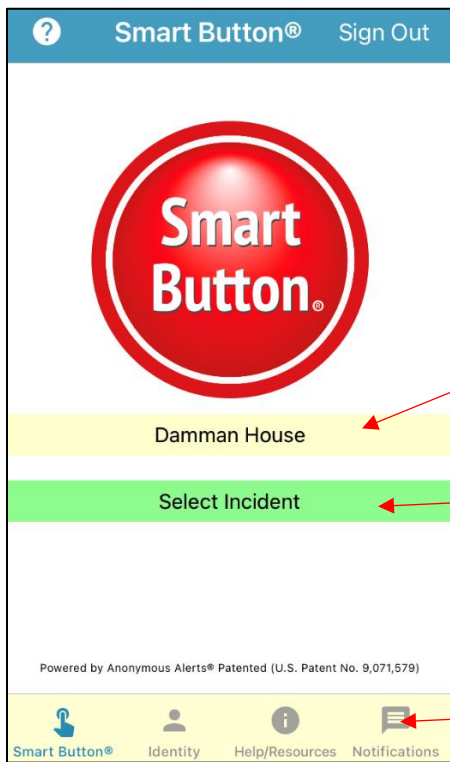


This screen will appear when you download the app and sign in for the first time

Select a language and click **“Save”**

On the Android app, this option may appear after confirming your email and resetting your password, depending on your account.

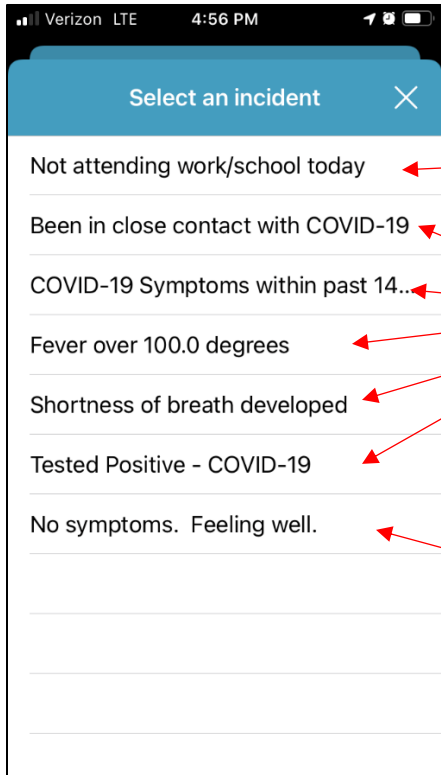
Using the Covid 19 Daily Health Screener App



Tap here to select your school or building

Tap here for the Covid-19 Daily health screener

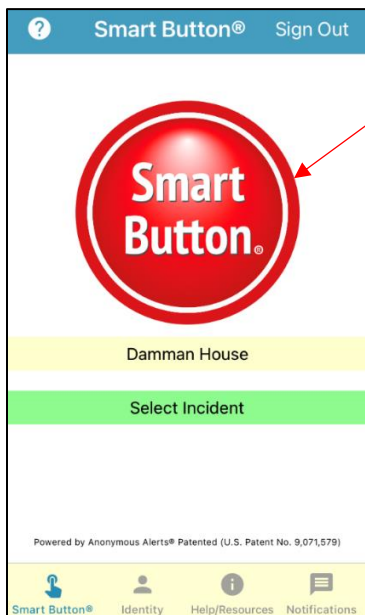
Tap here for options to receive notifications via the app.



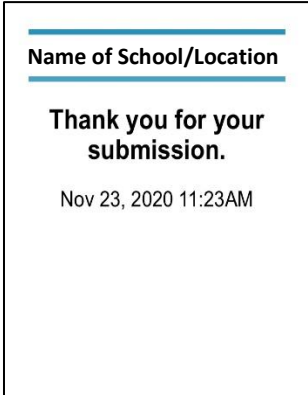
Tap "Not attending work/school today" if you will not be physically in a school or office today.

If you have any of these conditions, please tap that selection. Do not report to the school or office and complete absence request in AESOP. The school nurse will be in contact with you.

Tap "No symptoms. Feeling well" if you have none of the conditions above and plan on physically coming into a school or office.



Tap and hold down the red smart button until you see one of these symbols display.



If you have more than one child – tap **Signout** and repeat the process for the next child.

