

4th Grade Planning Page

Week 1: 3/23/20-3/27/20

Hello Church Street School Champions!

To keep your learning muscles strong, each day you have choices from the activities below. You can go at your own pace, just make sure you spend at least 20-30 minutes in ELA and 20-30 minutes in math each day. And of course don't forget art, music and P.E. Remember to take a brain break with movement!

Goal for each day:	Subject:	Learning Activities:	Resources:
30 minutes	ELA: Reading and Writing	<p>Log on to www.readworks.org/student complete the assigned work</p> <p>Students will be reading texts and writing written responses. Each DAY students should read the "Article of the Day" and respond (approx. 10 min.). Each WEEK students should read and complete the 4 passages assigned with comprehension questions (approx. 20 min.).</p> <p>(directions for logging on are below)</p> <p>You can also read independently in a book or on EPIC</p>	<p>www.readworks.org/student</p> <p>EPIC online library</p>
30 minutes	Math	<p>We will start with reviewing topics that were previously taught this school year. This week will focus on Topic 2: Fluently Adding and Subtracting Multi-Digit Whole Numbers Please complete the following lessons. Directions are below. Please follow them step by step to complete all components of the lesson.</p> <p>Lesson 2-3 Lesson 2-4 Lesson 2-5 Lesson 2-6 Lesson 2-7</p> <p>Use any other additional resources on clever to practice your math skills.</p>	<p>Clever: Pearson Easy Bridge IXL</p>

30 minutes	Social Studies/Science	<p>Choose an activity from the links below. Exit Ticket Options:</p> <ul style="list-style-type: none"> • 3-2-1: Discuss 3 things learned, 2 questions/wonderings, 1 thing you enjoyed or surprised you • 2 Truths and a Lie: Discuss 2 facts you learned. Create 1 non-fact. <p>Social Studies: American Revolution https://padlet.com/jdoty3/7ts5kni4duwy https://padlet.com/jdoty3/y74ahco2yzu2</p> <p>Science: Weather https://padlet.com/jdoty3/qsblg2mzykch</p>	<p>Additional sites to visit Clever: BrainPop BrainPop Jr. Discovery Education</p>
------------	------------------------	---	--

Directions for getting ELA assignments from Readworks:

1. Have students go to www.readworks.org/student
2. Enter class code (see below):

(Avezzano – LF3T2F) (Brown - ZRUTBM) (DeLaCruz – M37BKY)


(Reilly - HZGBMA) (Tellez - H6NBMJ)

3. Select student name
4. Password for ALL students is: **1234**

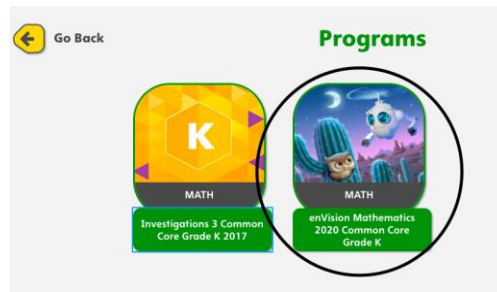
Envisions Math: Pearson Easy Bridge:

Directions to access daily EnVision math lessons

Log into Pearson
Realize through
Clever and click
Explore.



Click on the Program EnVisions.



Scroll down to topic of the day and click on that topic.



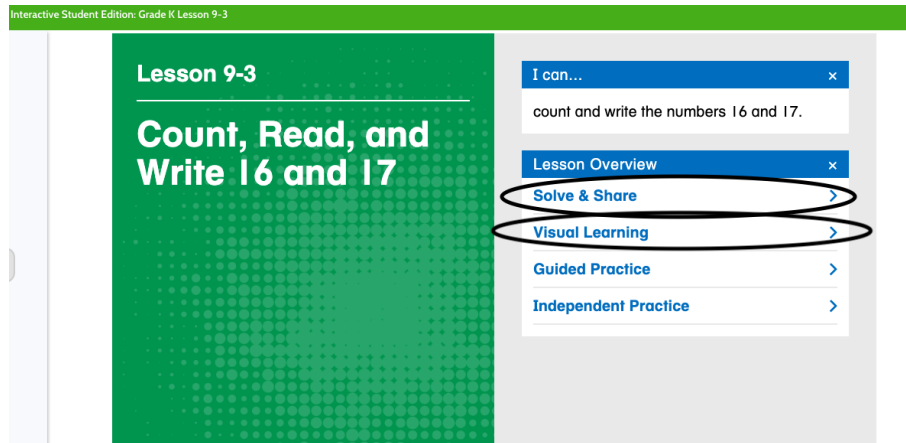
Scroll down to assigned lesson.



Click on the interactive student edition.



Click on Solve and Share and complete and next click on Visual Learning and watch video.



Click on Interactive Additional Practice.



**Optional - watch



Another Look Video for a deeper understanding of today's lesson.