

2nd Grade

Church Street School Remote Learning

Week 1: March 23rd - March 27th

Hello Church Street School Champions!

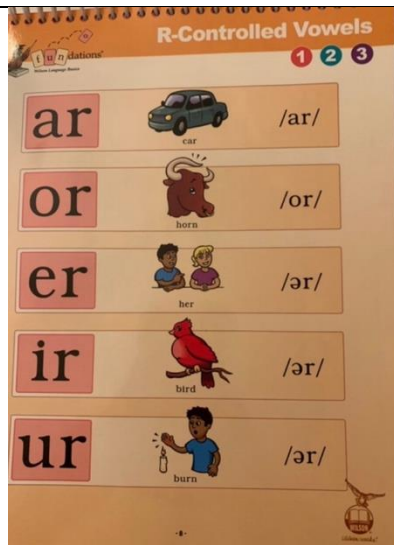
To keep your learning muscles strong, each day you have choices from the activities below.

You can go at your own pace, just make sure you spend at least 20-30 minutes in ELA and 20-30 minutes in math each day.

And of course, don't forget art, music and P.E. Remember to take a brain break with movement!

Goal to work on each subject a day	Subject Area	Learning Activities	Resources
30 minutes	<p style="text-align: center;">ELA Reading/ Writing</p>	<p>***Students should aim to read for about 40 minutes daily since it will make up for the in class reading and at home reading Remember to Log your reading.***</p> <ul style="list-style-type: none"> Choose a "just right book" that you have from your reading baggie or you may choose to read a book on Raz-Kids. We are currently studying Fiction and focusing on character. Using one of your fiction books, choose a question to answer from the Story Elements Trail (see document in resources). You are expected to answer one question each day in writing. Remember to echo the question in your response. Students may use a reading journal or notebook or post its to stop and jot their thinking. 	<p style="text-align: center;">Story Elements Trail</p>
30 minutes	<p style="text-align: center;">Math Choose One Topic each day</p>	<p>This week, we will review Unit 4 to help you get familiar with our new platform for learning.</p> <p>We will review Topic 4.</p> <ul style="list-style-type: none"> ★ Math warm-up: sushi-monster or ABCya.com (or any math games) 5-10 minutes ★ Watch "Visual Learning Video" or "Another Look" for each topic below 	<p style="text-align: center;">More Math Games Resources:</p>

	<p>Log onto Pearsonbridge for math with Clever</p>	<p>★ Then choose activities to complete.</p> <ul style="list-style-type: none"> • Topics 4-1 or 4-2 Adding 2-digit numbers • Topics 4-3 or 4-4 Add with Partial Sums • Topic 4-5 Break Apart Numbers • Topic 4-6 Add More than Two 2-digit Numbers <p>Fun Math Fridays: Choose Games or Activities from one of these resources</p> <p>IXL (math facts), Prodigy, ABCya.com</p> <p>Investigation games link is below on "Additional Resources" page.</p> <p>Interested in additional work? You can print out worksheets for your child, and the answer key is included! https://www.commoncoresheets.com/SortedByGrade.php</p>	<p>Gregangmath.com Mathisfun.com Mathplayground.com Coolmath4kids.com</p>
<p>10-20 minutes</p>	<p>Foundations</p>	<p>❖ Sound Drill Practice-Vowel Sounds</p>  <p>and R-Controlled Vowels</p>	



- ❖ Review the following Trick Words from Unit 7:
 - ✓ eight, large, change
 - ✓ city, every, family
 - ✓ night, carry, something
- ❖ Multisyllabic word review:

Choose 2 words a day. Practice writing each word 3 times and marking the syllable correctly:

 - ✓ locate, basic
 - ✓ solo, remind
 - ✓ predict, hotel
 - ✓ behave, depend
 - ✓ cozy, penny

20 minutes (2-3 times a week)

**Science/
Social Studies**

Social Studies:

Goods and Service PebbleGo Book:

<https://site.pebblego.com/modules/5/categories/5006/articles/5184>

Spanish Link: <https://liveswpcsd.k12.ny->

my.sharepoint.com/personal/andreaboyko_wpcsd_k12_ny_us/_layouts/15/RecentDocuments.aspx

Consumers and Producers

<https://site.pebblego.com/modules/5/categories/5006/articles/5185>

Spanish Link: <https://site.pebblego.com/modules/14/categories/9576/articles/9575>

Directions:

PebbleGo

<https://site.pebblego.com/modules>

		<ul style="list-style-type: none"> • Listen to the book and watch video • Read book • Optional: Print Activity for each video 	
	Dual Language	Even though the lessons below are assigned daily, you may do the lessons as you wish and at your child's pace.	

Additional Resources:

www.scholastic.com/learnathome

Choose 2nd grade. Follow the instructions, which include watching the video, listening to the article, reading it, etc. You also have the ability to print out the skill sheet <https://www.pearsonrealize.com/community/program/e2f8afe4-6af0-34ba-bbeb-e6af0492b2cc/14/tier/093b63d5-d369-354d-b605-8f0ee53b4bda/14/lesson/e0a48347-b1a6-3bee-9941-1095e2e48854/14/content/44b53558-0c9e-39ce-aae6-84d7abb290b6/9>ts if you'd like.

Investigations math games:

<https://media.pk12ls.com/curriculum/math/Investigations3/gamecenter/english/index.html>

	Monday/ lunes	Tuesday/ martes	Wednesday/ miercoles	Thursday/ jueves	Friday/ viernes
Reading/Lectura	Go to https://www.uniteforliteracy.com/ Wash your Hands in English or Spanish	Go to https://www.uniteforliteracy.com/ It's Spring in English or Spanish	Go to https://www.thespanishexperiment.com/stories/chicken-little	Go to https://www.uniteforliteracy.com/ Saint Patrick's Day	
Writing/Escritura	After reading: Write a "How to Wash your Hands." Read it to a member in your family and see if your directions make sense or if you skipped steps.	After reading: Write a comparison between Spring and Winter. Write at least 3 differences.	After reading: Summarize using your voice, (you don't have to write today) the story to someone in your family using:	Make a list of 5 new words you learned.	

			“Someone, Wanted, But, So, Then”		
			Try it in Spanish		
Word Work/Estudio de Palabras	IXL Spanish Unit 1 lesson B,C	IXL Spanish Unit 1 Lesson D	IXL Spanish Unit 1 Lesson E	IXL Spanish Unit 1 Lesson F, G	IXL Spanish Unit 1 Lesson H

Directions to access daily EnVision math lessons

Log into Pearson Realize through Clever and click Explore.



Click on the Program EnVisions.



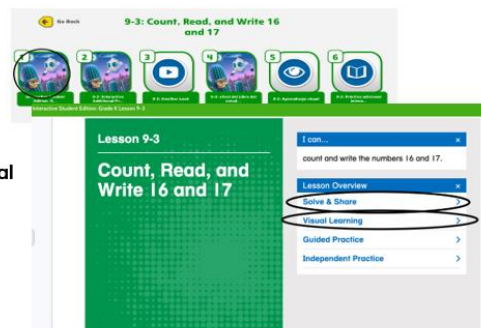
Scroll down to topic of the day and click on that topic.



Scroll down to assigned lesson.



Click on the interactive student edition.



Click on Solve and Share and complete and next click on Visual Learning and watch video.

Click on Interactive Additional Practice.



**Optional - watch Another Look Video for a deeper understanding of today's lesson.



Instrucciones para acceder a las lecciones diarias de matemáticas de EnVision

Inicie sesión en Pearson Realize a través de Clever y haga clic en Explorar.



Haga clic en el programa EnVisions.



Desplácese hasta el tema del día y haga clic en ese tema.



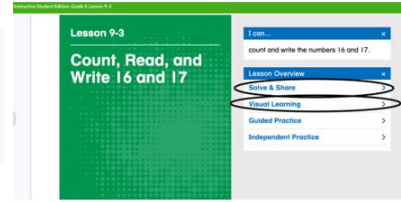
Desplácese hacia abajo a la lección asignada.



Haga clic en la edición interactiva para estudiantes.



Haga clic en Resolver y compartir y completa y luego haga clic en Aprendizaje visual y vea el video.



Haga clic en Práctica adicional interactiva.



** Opcional: vea otro video de Look para obtener una comprensión más profunda de la lección de hoy.

