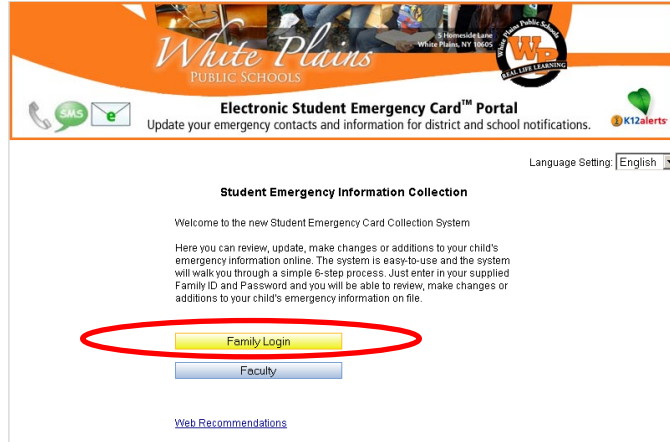


# Escuelas Públicas de White Plains

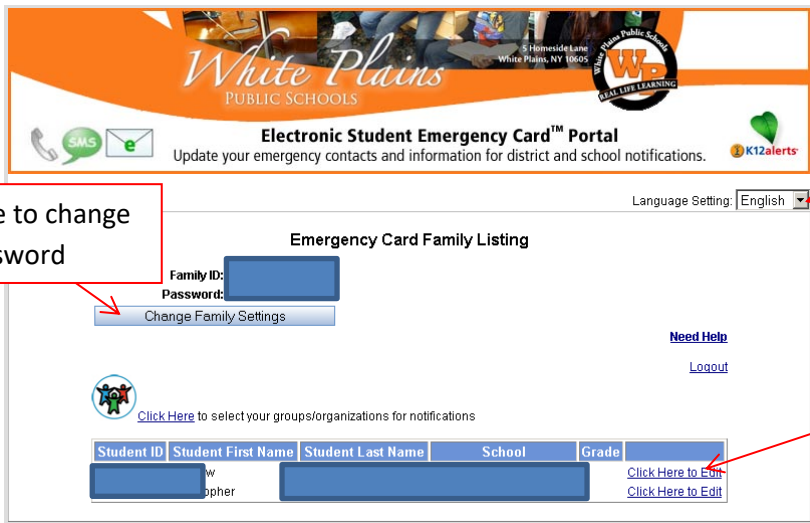
## Cómo Registrarse para Recibir Emails & Alertas de Mensajería de Texto en K12 Alerts

### Ingresar a K12 Alerts

[www.whiteplainspublicschools.org/k12portal](http://www.whiteplainspublicschools.org/k12portal)





To change the language to Spanish, click here.  
**Para cambiar el idioma a Español, haga un click aquí.**



Click here to change your password

To change the language to Spanish, click here.  
**Para cambiar el idioma a Español, haga un click aquí.**

Haga un click en cualquiera de las conexiones para editar su información de email o teléfono celular.

**Electronic Student Emergency Card™ portal**  
Update your emergency information for school notifications

**Step 1: Student Information**

**\* Required**

Family ID:

Student ID:

\*Student First Name:

\*Student Last Name:

Student Suffix:

Student Middle Name/Initial:

Student Nickname:

\*Building and Grade: Church Street Elementary 5th Grade

School Year:

Gender:  Male  Female

Please check if the home address below is incorrect.

Street Number:

Home Street Name:

Address Line 2:

Apartment Number:

Complex Name:

City:

Student Home Phone:

Is your phone an Unlisted Number.  Yes  No

Pursuant to the No Child Left Behind Act

Home Language:

Please be advised that in accordance with the Federal No Child Left Behind Act (NCLB), directory information may be released by the School to military recruiters, colleges, and other parties requesting it unless you as the parent or the eligible student objects to the release of any or all

I choose to leave my student information available in the Student Directory.  Yes  No

I agree to allow my child's name and/or picture to be used by the district in newspapers, newsletters, cable television shows or the district website.  Yes  No

I agree to the Computer Acceptable Use Policy, for details [click here](#)  Yes  No

Verifique la información y haga un click.  
Continúe....

White Plains PUBLIC SCHOOLS

Electronic Student Emergency Card™ portal

Update your emergency information for school notifications

Step 2: Add Parent/Guardian information for this student

Please click the Edit link to update telephone and cell numbers in order to receive voice and/or text messages

Parent/Guardian				
First Name	Last Name	Relation	Home Phone	Mobile
E			96	Edit
R			94	Edit

Add

Continue to Step 3 >>>

Haga un click en Edit en padre/guardián que desea actualizar información. Ver abajo.

Haga un click en Add si quiere añadir el teléfono celular del niño y/o email a la cuenta. Ver abajo.

Haga un click en Continue... cuando termine en la parte baja de la pantalla.

K12 Alerts® is a registered trademark of Message Logix, Inc.  
Copyright © 2010 Message Logix, Inc. All rights reserved. Patent Pending.

White Plains PUBLIC SCHOOLS

Electronic Student Emergency Card™ portal

Update your emergency information for school notifications

Parent/Guardian Information

Please fill in the information below and also select a Primary Emergency # to be contacted in the event of an emergency. This will be the first number the school uses to contact you.

\* Required

Applies To: All Students in Family

\*First Name: [text box]

\*Last Name: [text box]

Name Suffix: [dropdown]

\*Relation: [dropdown menu]

Non-Custodial Parent: [radio buttons]

Is this Parent/Guardian in the household of this child?  
 YES  NO  
 If the above is NO, would the Parent/Guardian like receive messages?  
 Mail  Calls  Emails

House Number: [text box]

Address: [text box]

Address Line 2: [text box]

Apartment Number: [text box]

Complex Name: [text box]

City: [text box]

State: [dropdown menu]

Zip: [text box]

Country: [dropdown menu]

Email: [text box] (optional)

Confirm Email: [text box]

Secondary Email: [text box]

Confirm Secondary Email: [text box]

Home Phone: [text box]

Work Phone: [text box]

Mobile: [text box] Verizon

NOTE: Carrier is required for receiving Text-to-Cell messages.

Fax: [text box]

SAVE

Seleccionar Relation (Madre, Padre, etc.)

Para su niño - seleccione Estudiante (self)

Ingrese/Actualice su/s emails y números de celulares. NOTE: usted DEBE seleccionar la compañía de celular si quiere recibir alertas de Mensajería de Texto.

Haga un click en **Save** cuando termine.

White Plains PUBLIC SCHOOLS  
 5 Homestead Lane  
 White Plains, NY 10605  
 REAL LIFE LEARNING

Electronic Student Emergency Card™ portal  
 Update your emergency information for school notifications  
 K12alerts

**Step 4: Add Student's Emergency Call Information**  
**STUDENT EMERGENCY MEDICAL INFORMATION**

In case of illness or injury, the school personnel is legally responsible for first aid only. It is the school policy to notify parents immediately when home care or immediate medical care is indicated. Frequently, parents cannot be reached. Please assist us in giving your child the proper care by supplying the information requested -- on this form.

**IF MY CHILD NEEDS IMMEDIATE MEDICAL CARE AND WE CANNOT BE REACHED, CALL:**

Primary	First Name	Last Name	Type	Phone No.	
<input type="radio"/>					<a href="#">Edit</a>
<input type="button" value="Add Doctor"/> <input type="button" value="Add Dentist"/> <input type="button" value="Add Hospital"/>					

**IF MY CHILD IS ILL OR INJURED AND WE CANNOT BE REACHED, CALL:**

First Name	Last Name	Type	Phone No.	
				<a href="#">Edit</a>
				<a href="#">Edit</a>
<input type="button" value="Add Friend/Relative"/>				

Verifique y/o edite información y haga un click en Continue...

K12 Alerts® Emergency Automated Telephone Dialer  
 Call Priority Selection of your Phone Numbers

Please indicate up to four phone numbers you would like our automated phone dialer to call in the event of delayed school openings, closings, and other school related information. Please note, for school delays and cancellations, the dialer may start as early as 5:15 a.m.

Contact Name	Contact Type	Contact Phone #	Phone 1	Phone 2	Phone 3	Phone 4
			<input type="radio"/>	<input type="radio"/>	<input type="radio"/>	<input type="radio"/>
			<input type="radio"/>	<input type="radio"/>	<input type="radio"/>	<input type="radio"/>
			<input type="radio"/>	<input type="radio"/>	<input type="radio"/>	<input type="radio"/>
			<input type="radio"/>	<input type="radio"/>	<input type="radio"/>	<input type="radio"/>
			<input type="radio"/>	<input type="radio"/>	<input type="radio"/>	<input type="radio"/>
			<input type="radio"/>	<input type="radio"/>	<input type="radio"/>	<input type="radio"/>
			<input type="radio"/>	<input type="radio"/>	<input type="radio"/>	<input type="radio"/>

Enter the text you see below into the box on its right.  
 s 6 h s p

This step is for added security.

K12 Alerts® is a registered trademark of Message Logix, Inc.  
 Copyright © 2010 Message Logix, Inc. All rights reserved. Patent Pending.

Seleccione a que números telefónicos quiere que le llegue llamadas de emergencia o sobre el clima. Si usted no selecciona ninguna, solamente se llamará al número de teléfono de casa.

Desplazar hacia abajo de la pantalla de verificación e ingrese el texto de seguridad. Haga un click en Save y termine.